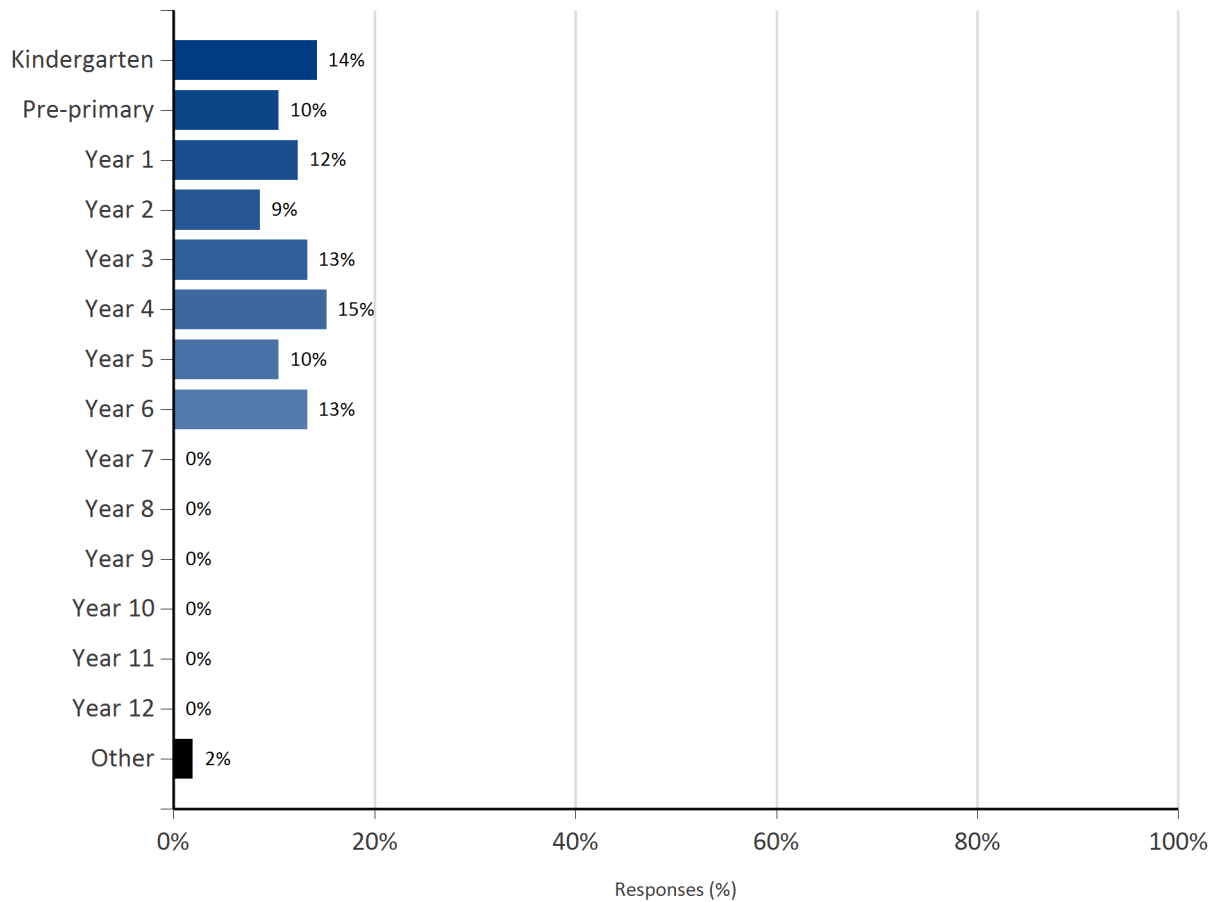


# School Survey

## Overview

Survey title	2018 Margaret River Primary School Parent Survey
Report title	Distribution - single
Organisation name	Margaret River Primary School
Generation time & date	5:20PM - 23 Oct 2018
Generated by	Aaron Thomas
Distribution name	2018 Margaret River Primary School Parent Survey - 18/09/2018 10:34 AM
School year	2018
Num of online responses	105
Num of manual responses	0

1 . What is the year level of the child you are considering when you answer this survey?



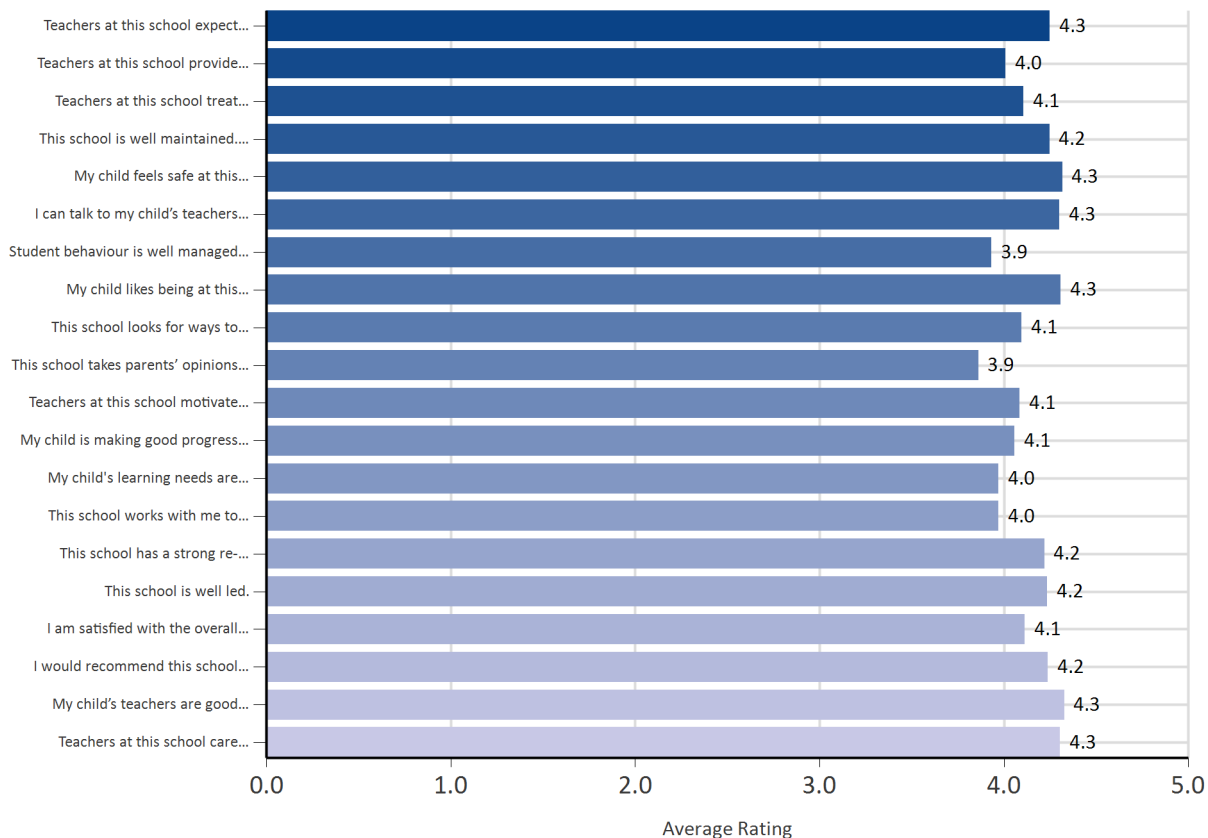
	Kindergarten		Pre-primary		Year 1		Year 2		Year 3		Year 4		Year 5	
	Num	%	Num	%	Num	%	Num	%	Num	%	Num	%	Num	%
<b>Number</b>	15	14%	11	10%	13	12%	9	9%	14	13%	16	15%	11	10%

	Year 6		Year 7		Year 8		Year 9		Year 10		Year 11		Year 12	
	Num	%	Num	%	Num	%	Num	%	Num	%	Num	%	Num	%
<b>Number</b>	14	13%	-	-	-	-	-	-	-	-	-	-	-	-

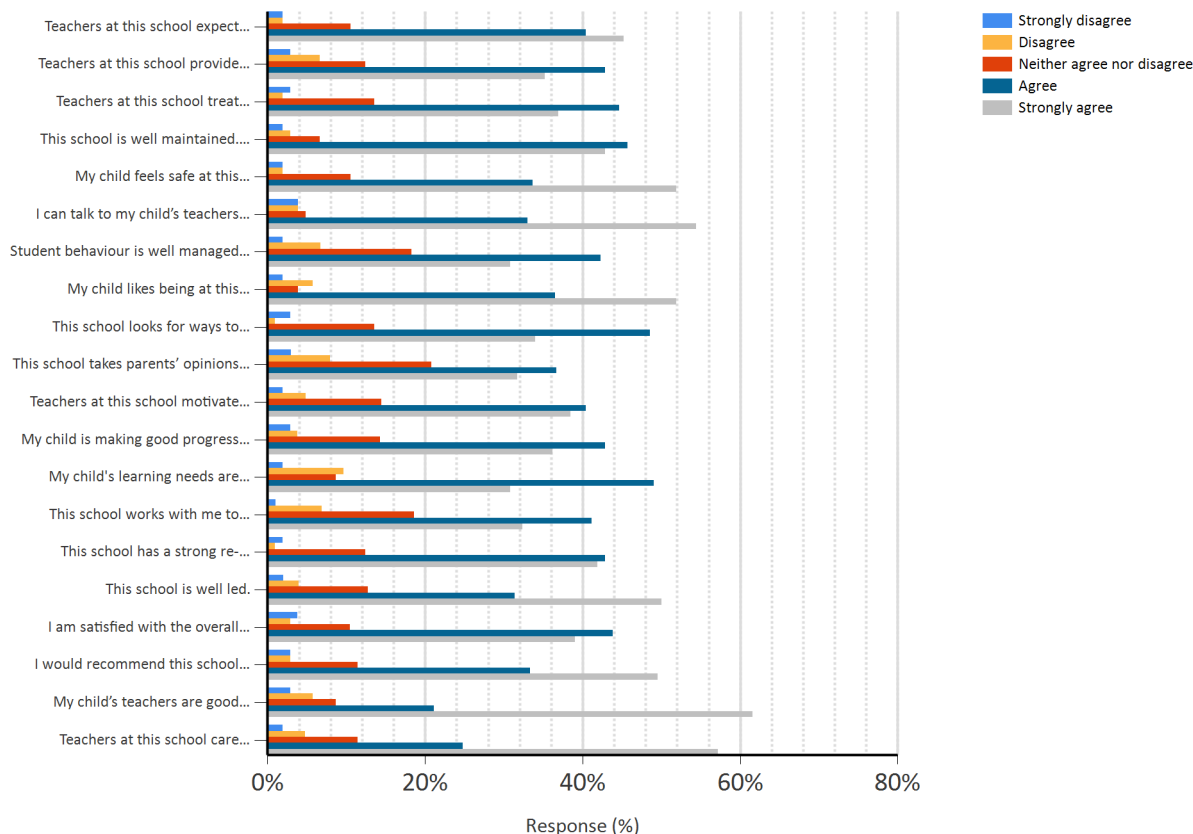
	Other	
	Num	%
<b>Number</b>	2	2%

**2 . Please rate the items below.**

Rating	Score
Strongly agree	5
Agree	4
Neither agree nor disagree	3
Disagree	2
Strongly disagree	1



2018 Margaret River Primary School Parent Survey



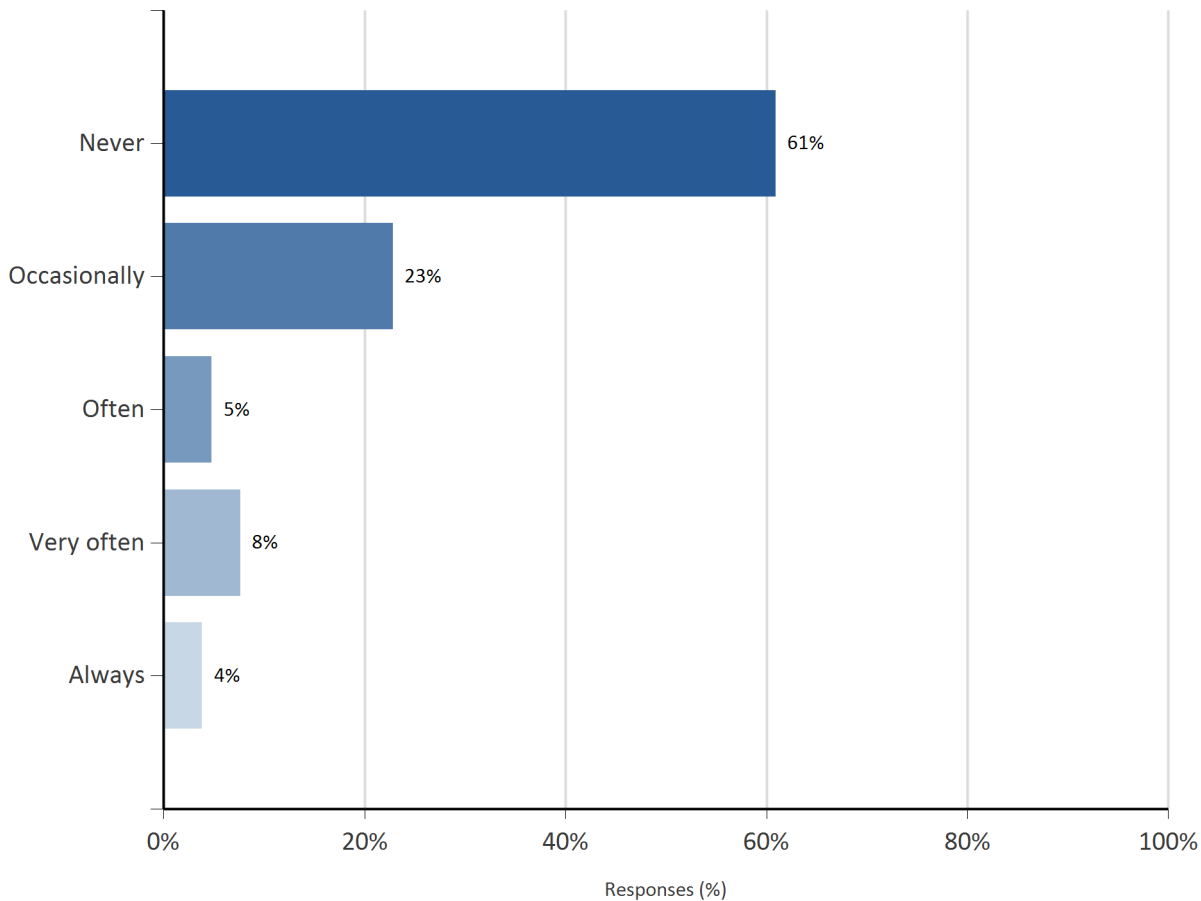
	Strongly disagree		Disagree		Neither agree nor disagree		Agree		Strongly agree	
	Num	%	Num	%	Num	%	Num	%	Num	%
Teachers at this school expect my child to do their best.	2	2%	2	2%	11	11%	42	40%	47	45%
Teachers at this school provide my child with useful feedback about their school work.	3	3%	7	7%	13	12%	45	43%	37	35%
Teachers at this school treat students fairly.	3	3%	2	2%	14	14%	46	45%	38	37%
This school is well maintained.	2	2%	3	3%	7	7%	48	46%	45	43%
My child feels safe at this school.	2	2%	2	2%	11	11%	35	34%	54	52%
I can talk to my child's teachers about my concerns.	4	4%	4	4%	5	5%	34	33%	56	54%
Student behaviour is well managed at this school.	2	2%	7	7%	19	18%	44	42%	32	31%
My child likes being at this school.	2	2%	6	6%	4	4%	38	37%	54	52%
This school looks for ways to improve.	3	3%	1	1%	14	14%	50	49%	35	34%
This school takes parents' opinions seriously.	3	3%	8	8%	21	21%	37	37%	32	32%
Teachers at this school motivate my child to learn.	2	2%	5	5%	15	14%	42	40%	40	38%

2018 Margaret River Primary School Parent Survey

My child is making good progress at this school.	3	3%	4	4%	15	14%	45	43%	38	36%
My child's learning needs are being met at this school.	2	2%	10	10%	9	9%	51	49%	32	31%
This school works with me to support my child's learning.	1	1%	7	7%	19	19%	42	41%	33	32%
This school has a strong relationship with the local community.	2	2%	1	1%	13	12%	45	43%	44	42%
This school is well led.	2	2%	4	4%	13	13%	32	31%	51	50%
I am satisfied with the overall standard of education achieved at this school.	4	4%	3	3%	11	10%	46	44%	41	39%
I would recommend this school to others.	3	3%	3	3%	12	11%	35	33%	52	50%
My child's teachers are good teachers.	3	3%	6	6%	9	9%	22	21%	64	62%
Teachers at this school care about my child.	2	2%	5	5%	12	11%	26	25%	60	57%

3 . I have used the 'Kiss and Drop' facility at the school this year.

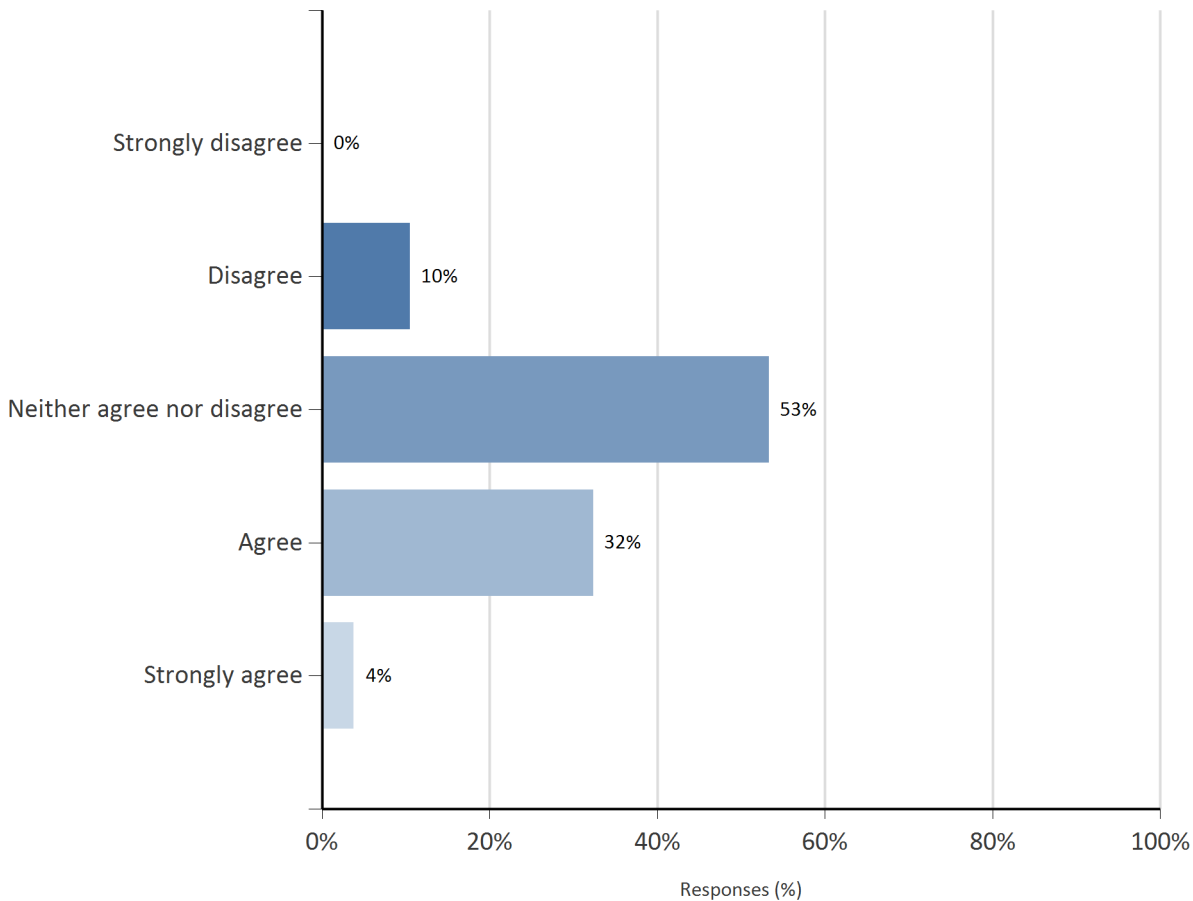
Rating	Score
Always	5
Very often	4
Often	3
Occasionally	2
Never	1



	Never		Occasionally		Often		Very often		Always	
	Num	%	Num	%	Num	%	Num	%	Num	%
<b>Number</b>	64	61%	24	23%	5	5%	8	8%	4	4%

4 . There is a satisfactory level of security of this school's facilities after hours.

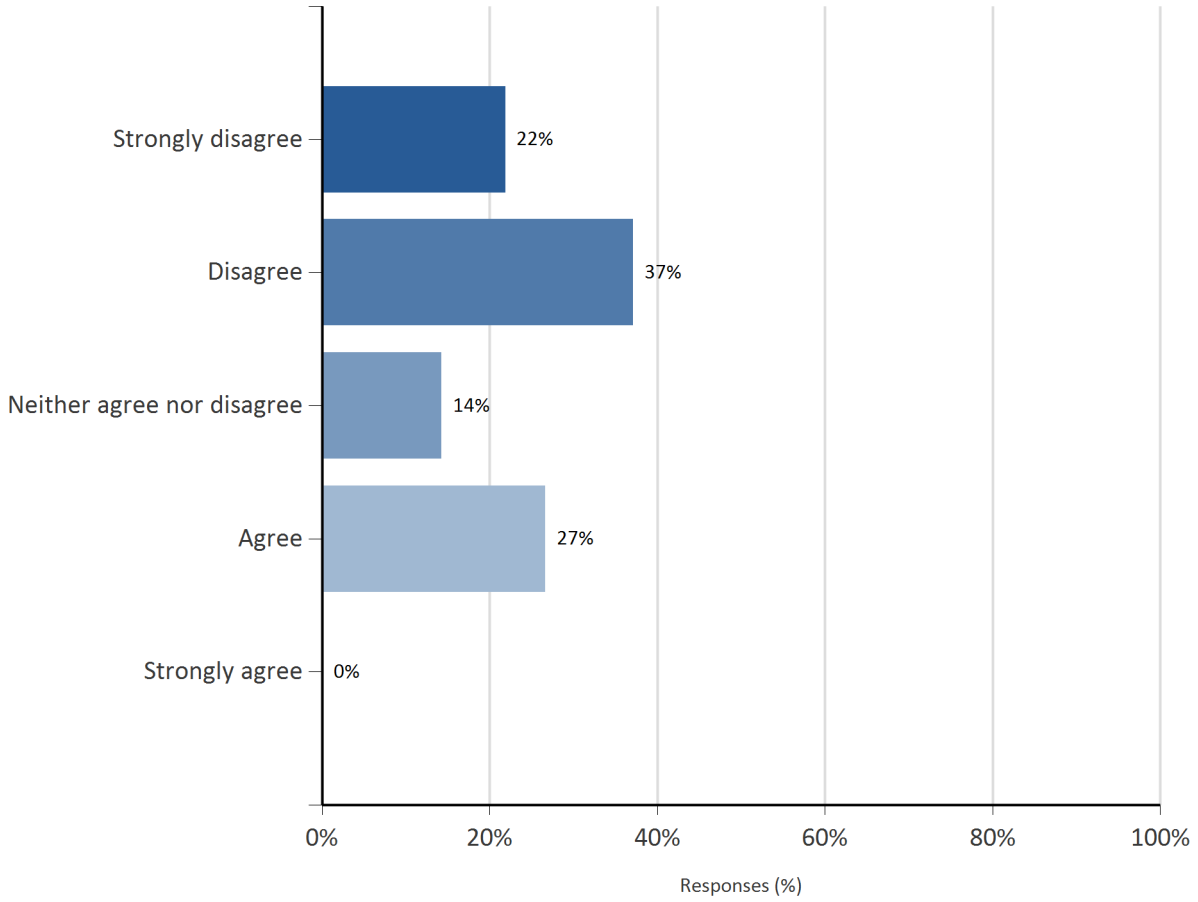
Rating	Score
Strongly agree	5
Agree	4
Neither agree nor disagree	3
Disagree	2
Strongly disagree	1



	Strongly disagree		Disagree		Neither agree nor disagree		Agree		Strongly agree	
	Num	%	Num	%	Num	%	Num	%	Num	%
Number	-	-	11	10%	56	53%	34	32%	4	4%

5 . There are a satisfactory number of car parking facilities around this school.

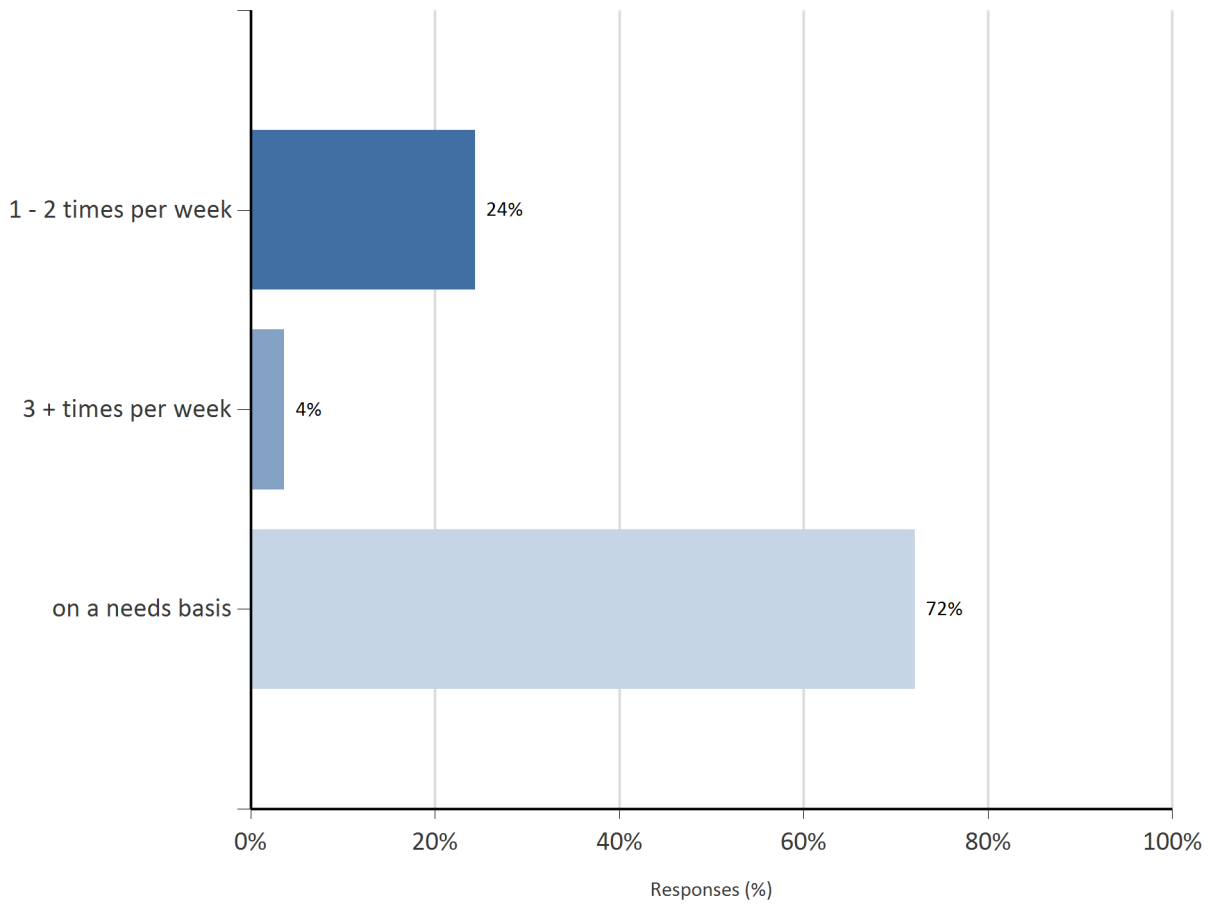
Rating	Score
Strongly agree	5
Agree	4
Neither agree nor disagree	3
Disagree	2
Strongly disagree	1



	Strongly disagree		Disagree		Neither agree nor disagree		Agree		Strongly agree	
	Num	%	Num	%	Num	%	Num	%	Num	%
Number	23	22%	39	37%	15	14%	28	27%	-	-

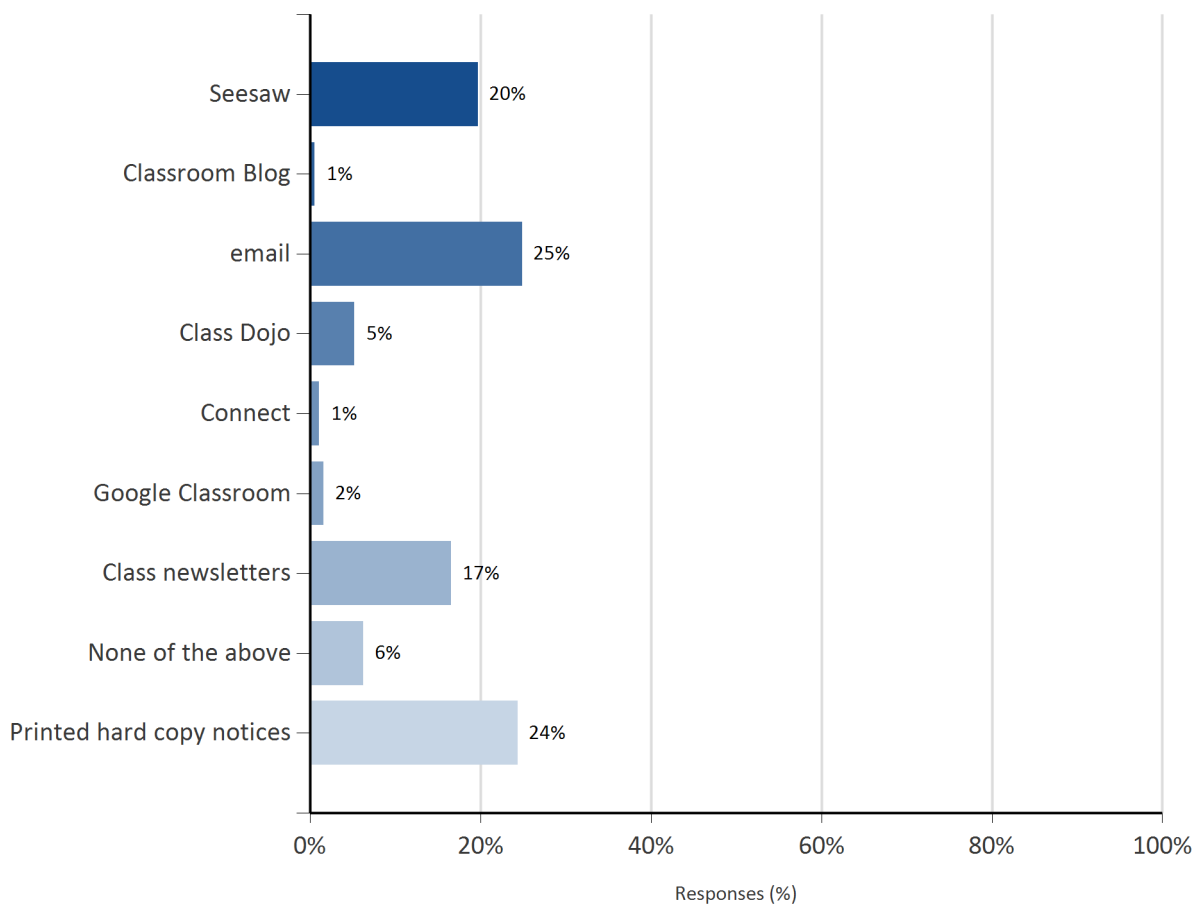


6 . How often do you believe that you need communication from the school?



	1 - 2 times per week		3 + times per week		on a needs basis	
	Num	%	Num	%	Num	%
Number	27	24%	4	4%	80	72%

7 . When receiving communication from your child's teacher, which of these communication methods have you found most useful?

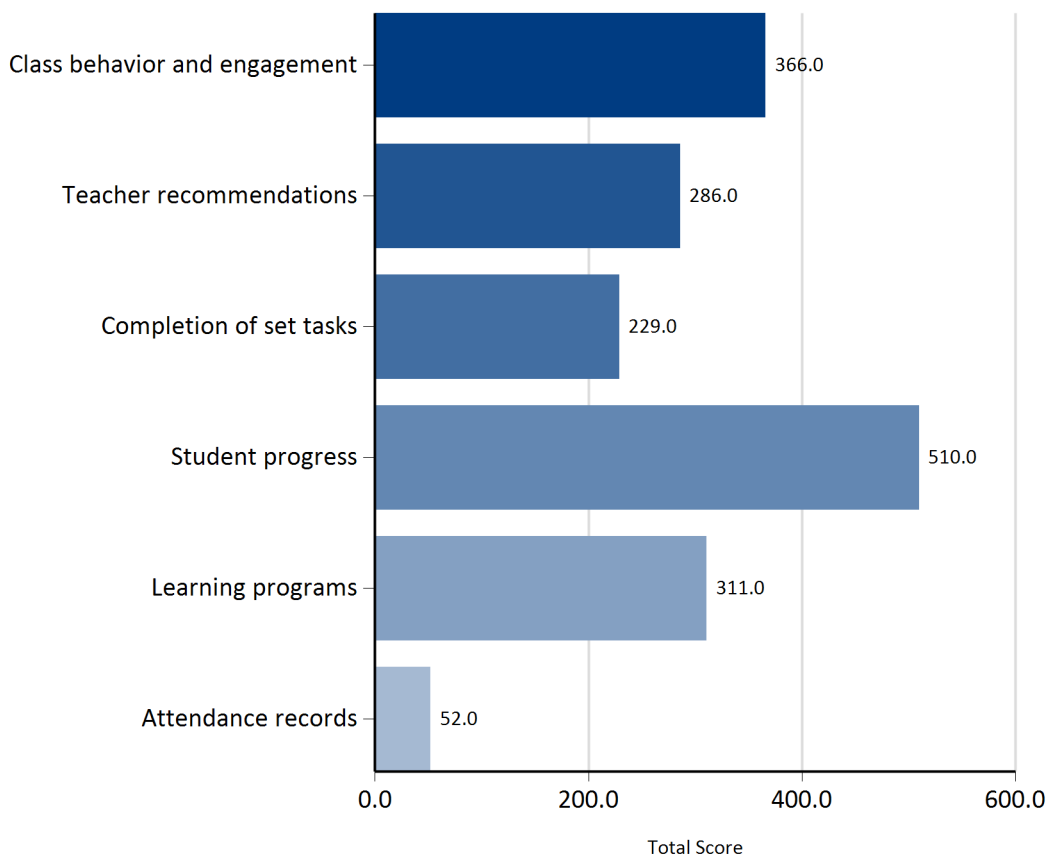


	Seesaw		Classroom Blog		email		Class Dojo		Connect	
	Num	%	Num	%	Num	%	Num	%	Num	%
<b>Number</b>	38	20%	1	1%	48	25%	10	5%	2	1%

	Google Classroom		Class newsletters		None of the above		Printed hard copy notices	
	Num	%	Num	%	Num	%	Num	%
<b>Number</b>	3	2%	32	17%	12	6%	47	24%

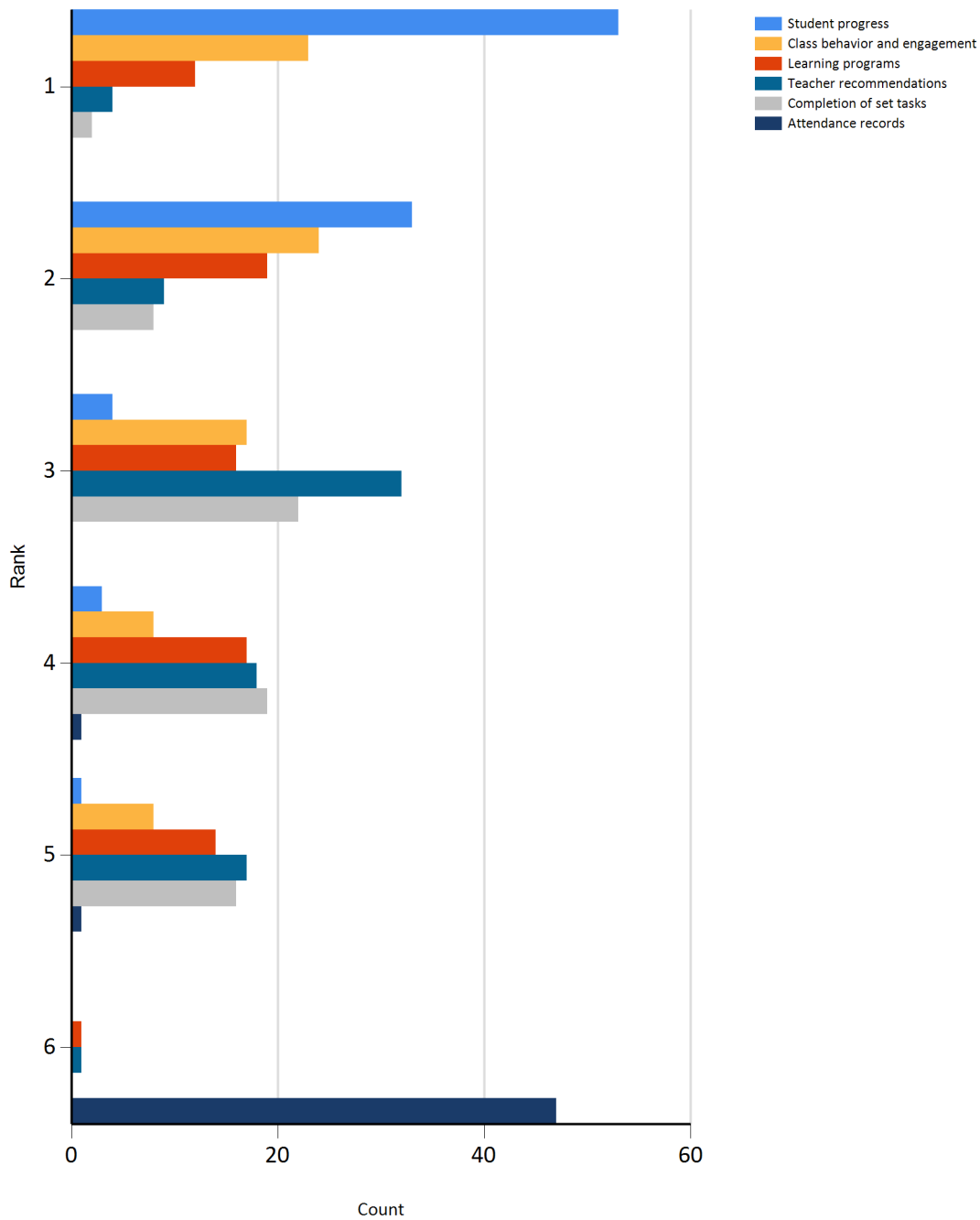
8 . What sort of information do you value most coming from your child's teacher?

Ranking By Total Score



	Student progress	Class behavior and engagement	Learning programs	Teacher recommendations	Completion of set tasks	Attendance records
Total Score	510	366	311	286	229	52

Ranking Frequencies By Item to Rank



Name	1st	2nd	3rd	4th	5th	6th
Class behavior and engagement	23	24	17	8	8	0
Teacher recommendations	4	9	32	18	17	1
Completion of set tasks	2	8	22	19	16	0
Student progress	53	33	4	3	1	0
Learning programs	12	19	16	17	14	1
Attendance records	0	0	0	1	1	47

**9 . What does our school do well when communicating with you?**

Comments do not display in this report type. Use a detailed report to view respondent open text responses.

10 . Communication from the school would be even better if . . .

Comments do not display in this report type. Use a detailed report to view respondent open text responses.

**11 . The things that I like the most about this school are:**

Comments do not display in this report type. Use a detailed report to view respondent open text responses.



**12 . This school would be even better if:**

Comments do not display in this report type. Use a detailed report to view respondent open text responses.