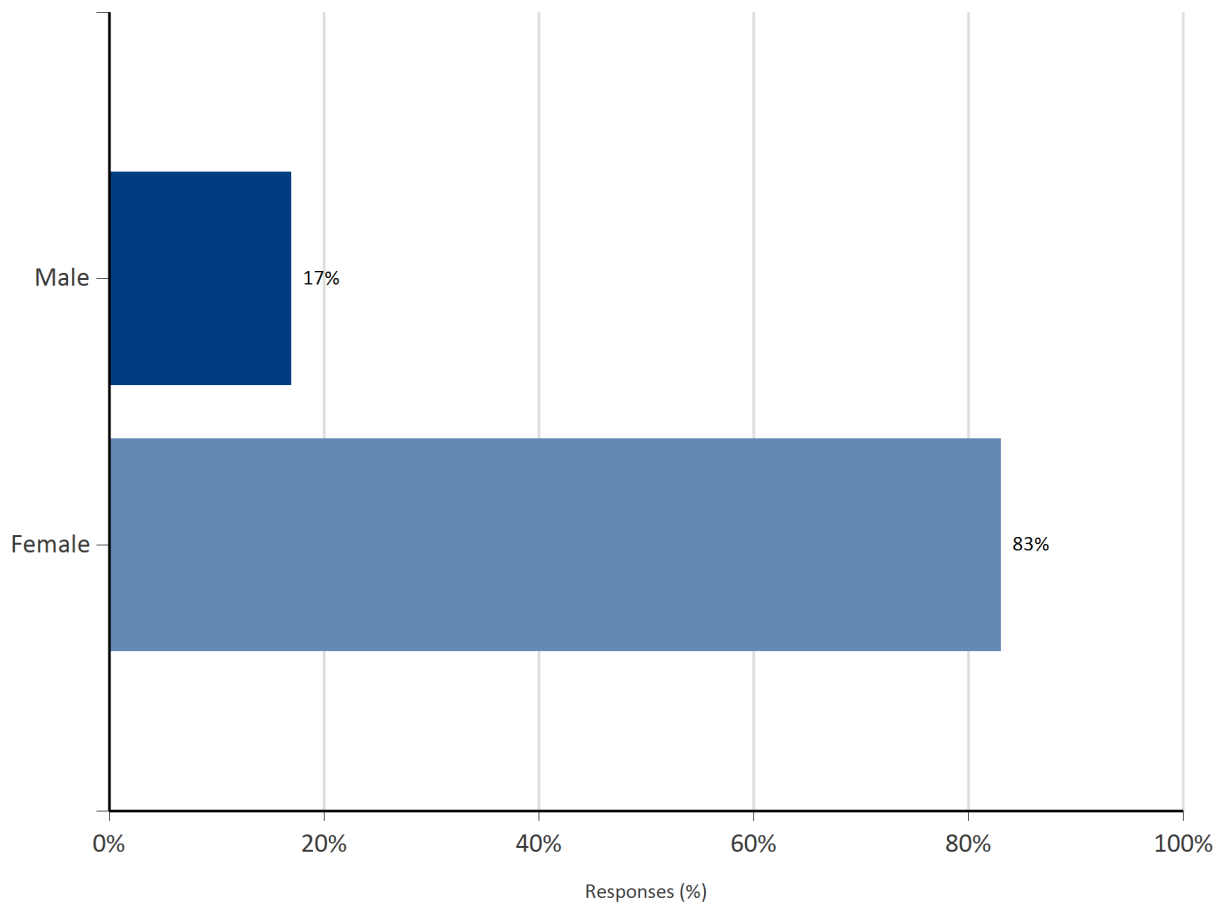


School Survey

Overview

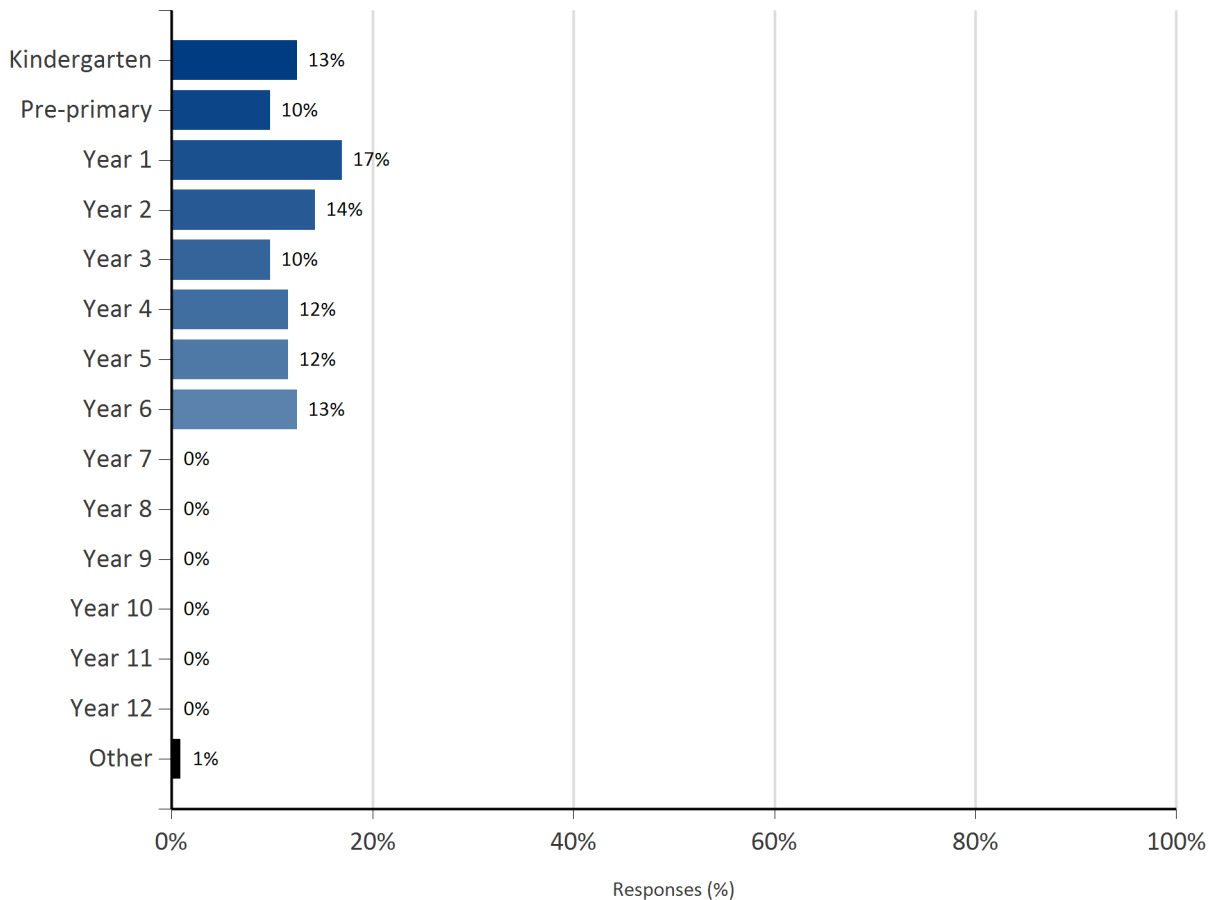
Survey title	2016 Parent Survey
Report title	Distribution - single
Organisation name	Margaret River Primary School
Generation time & date	1:28PM - 07 Feb 2017
Generated by	Aaron Thomas
Distribution name	2016 Parent Survey - 6/12/2016 1:28 PM
School year	2016
Num of online responses	112
Num of manual responses	0

1 . Are you male or female?



	Male		Female	
	Num	%	Num	%
Number	19	17%	93	83%

2 . What is the Year level of the child you are considering when you answer this survey?



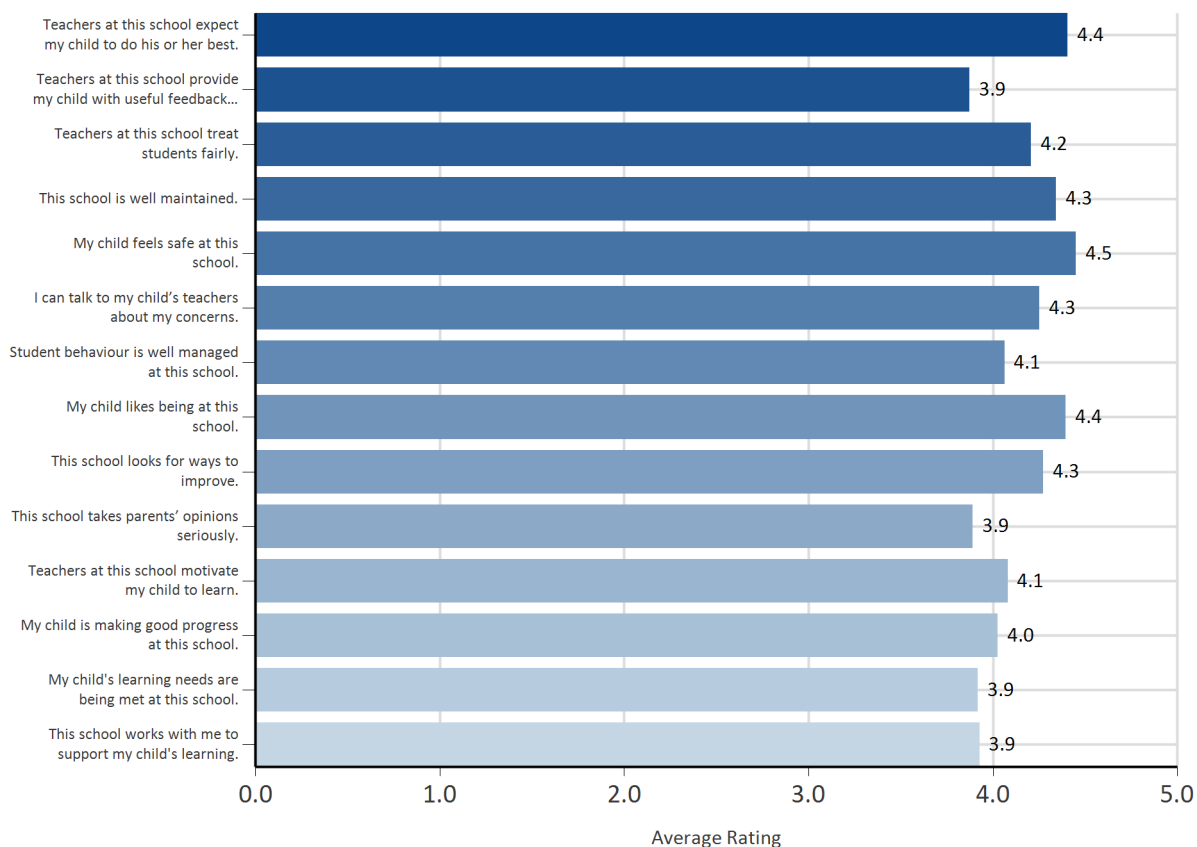
	Kindergarten		Pre-primary		Year 1		Year 2		Year 3		Year 4		Year 5	
	Num	%	Num	%	Num	%	Num	%	Num	%	Num	%	Num	%
Number	14	13%	11	10%	19	17%	16	14%	11	10%	13	12%	13	12%

	Year 6		Year 7		Year 8		Year 9		Year 10		Year 11		Year 12	
	Num	%	Num	%	Num	%	Num	%	Num	%	Num	%	Num	%
Number	14	13%	-	-	-	-	-	-	-	-	-	-	-	-

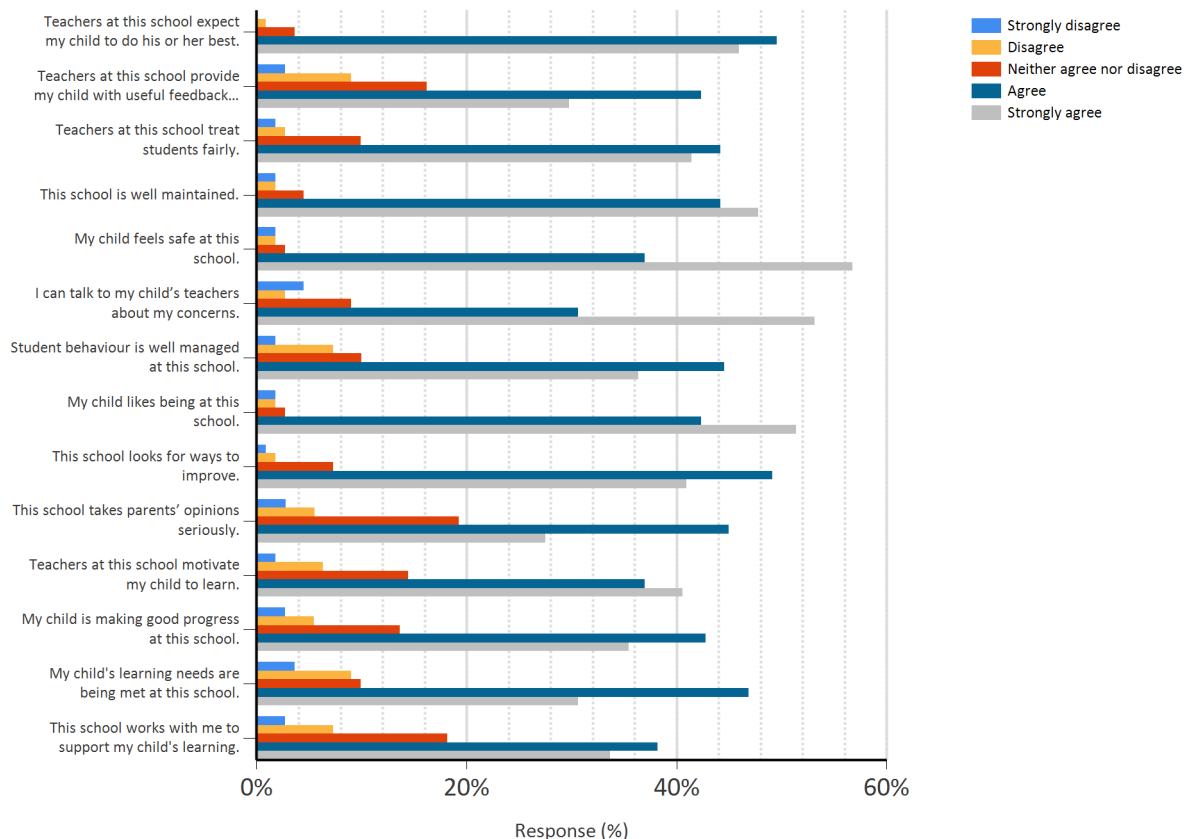
	Other	
	Num	%
Number	1	1%

3 . Please rate the items below

Rating	Score
Strongly agree	5
Agree	4
Neither agree nor disagree	3
Disagree	2
Strongly disagree	1



2016 Parent Survey



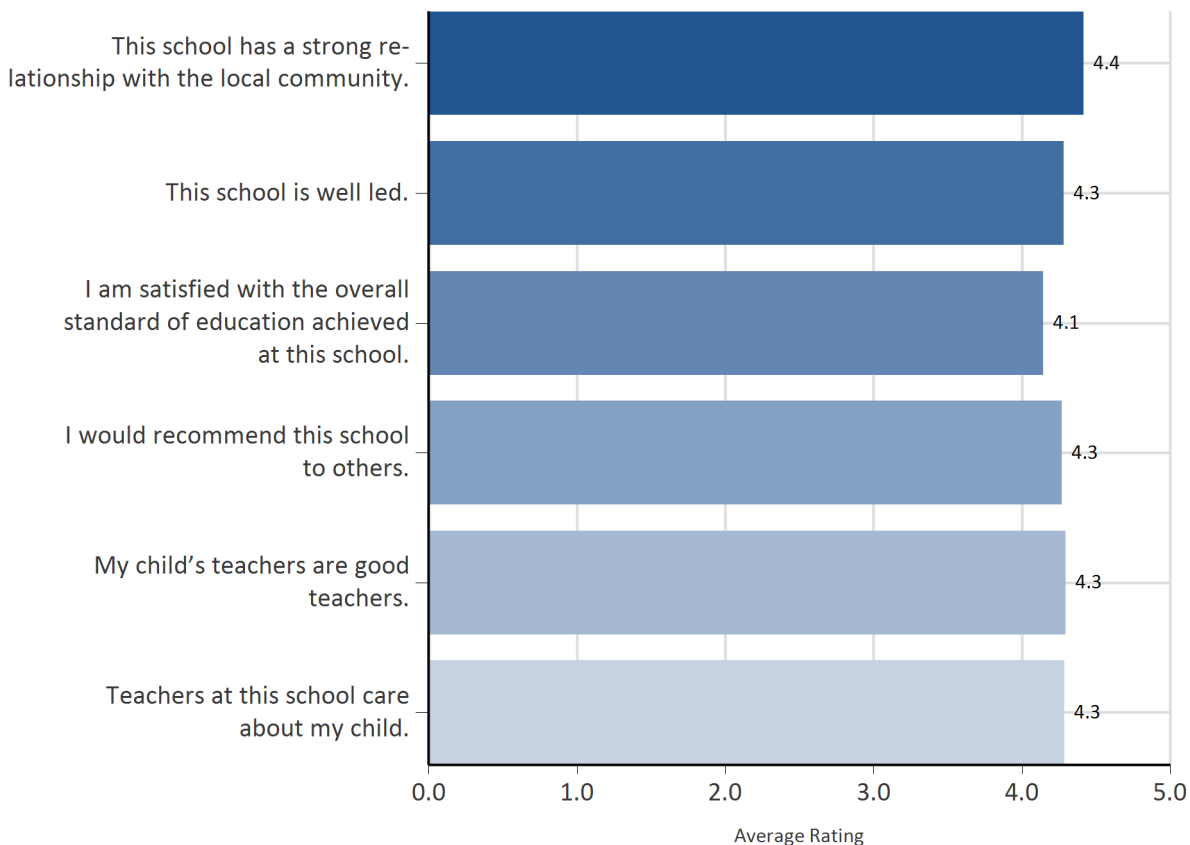
	Strongly disagree		Disagree		Neither agree nor disagree		Agree		Strongly agree	
	Num	%	Num	%	Num	%	Num	%	Num	%
Teachers at this school expect my child to do his or her best.	-	-	1	1%	4	4%	55	50%	51	46%
Teachers at this school provide my child with useful feedback about his or her school work.	3	3%	10	9%	18	16%	47	42%	33	30%
Teachers at this school treat students fairly.	2	2%	3	3%	11	10%	49	44%	46	41%
This school is well maintained.	2	2%	2	2%	5	5%	49	44%	53	48%
My child feels safe at this school.	2	2%	2	2%	3	3%	41	37%	63	57%
I can talk to my child's teachers about my concerns.	5	5%	3	3%	10	9%	34	31%	59	53%
Student behaviour is well managed at this school.	2	2%	8	7%	11	10%	49	45%	40	36%
My child likes being at this school.	2	2%	2	2%	3	3%	47	42%	57	51%
This school looks for ways to improve.	1	1%	2	2%	8	7%	54	49%	45	41%
This school takes parents' opinions seriously.	3	3%	6	6%	21	19%	49	45%	30	28%
Teachers at this school motivate my child to learn.	2	2%	7	6%	16	14%	41	37%	45	41%

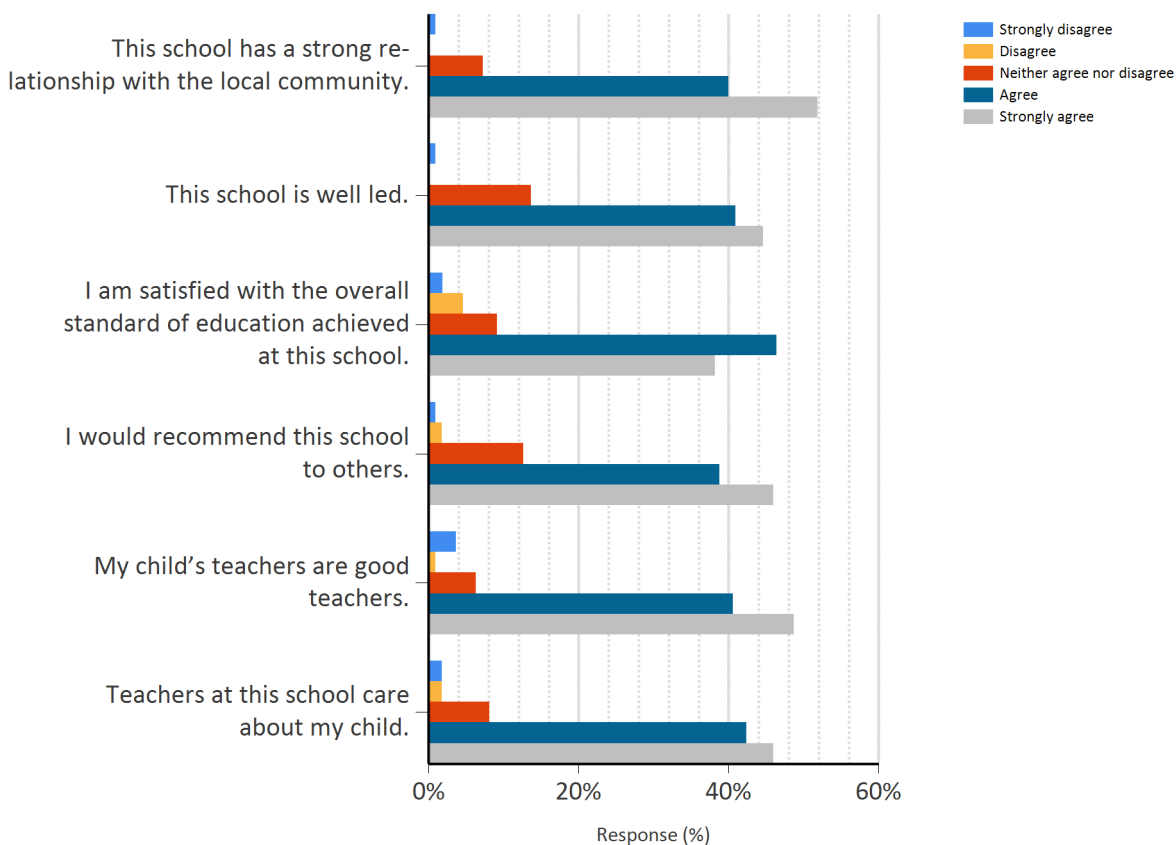
2016 Parent Survey

My child is making good progress at this school.	3	3%	6	5%	15	14%	47	43%	39	35%
My child's learning needs are being met at this school.	4	4%	10	9%	11	10%	52	47%	34	31%
This school works with me to support my child's learning.	3	3%	8	7%	20	18%	42	38%	37	34%

4 . Please rate the items below.

Rating	Score
Strongly agree	5
Agree	4
Neither agree nor disagree	3
Disagree	2
Strongly disagree	1

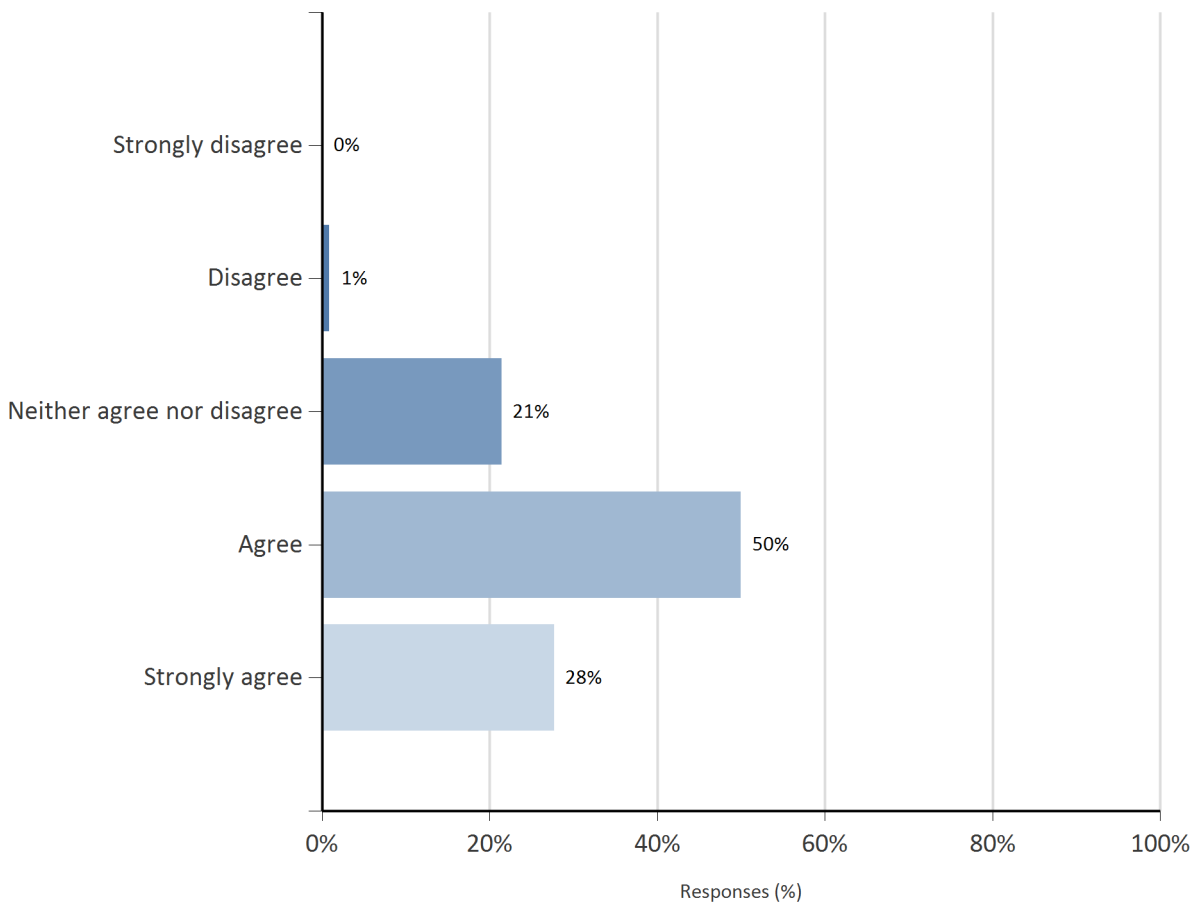




	Strongly disagree		Disagree		Neither agree nor disagree		Agree		Strongly agree	
	Num	%	Num	%	Num	%	Num	%	Num	%
This school has a strong relationship with the local community.	1	1%	-	-	8	7%	44	40%	57	52%
This school is well led.	1	1%	-	-	15	14%	45	41%	49	45%
I am satisfied with the overall standard of education achieved at this school.	2	2%	5	5%	10	9%	51	46%	42	38%
I would recommend this school to others.	1	1%	2	2%	14	13%	43	39%	51	46%
My child's teachers are good teachers.	4	4%	1	1%	7	6%	45	41%	54	49%
Teachers at this school care about my child.	2	2%	2	2%	9	8%	47	42%	51	46%

5 . The Canteen provides healthy and affordable options.

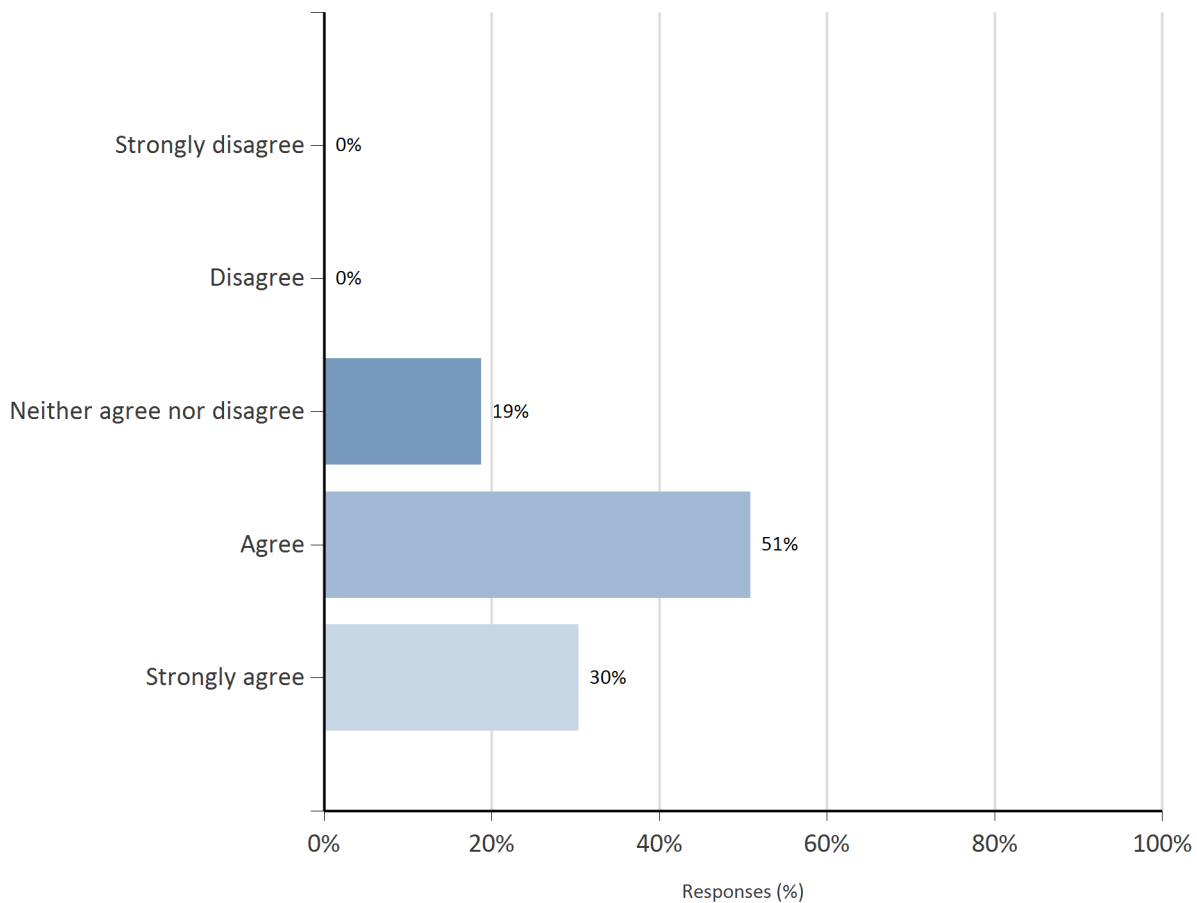
Rating	Score
Strongly agree	5
Agree	4
Neither agree nor disagree	3
Disagree	2
Strongly disagree	1



	Strongly disagree		Disagree		Neither agree nor disagree		Agree		Strongly agree	
	Num	%	Num	%	Num	%	Num	%	Num	%
Number	-	-	1	1%	24	21%	56	50%	31	28%

6 . •The prices of Canteen food are reasonable

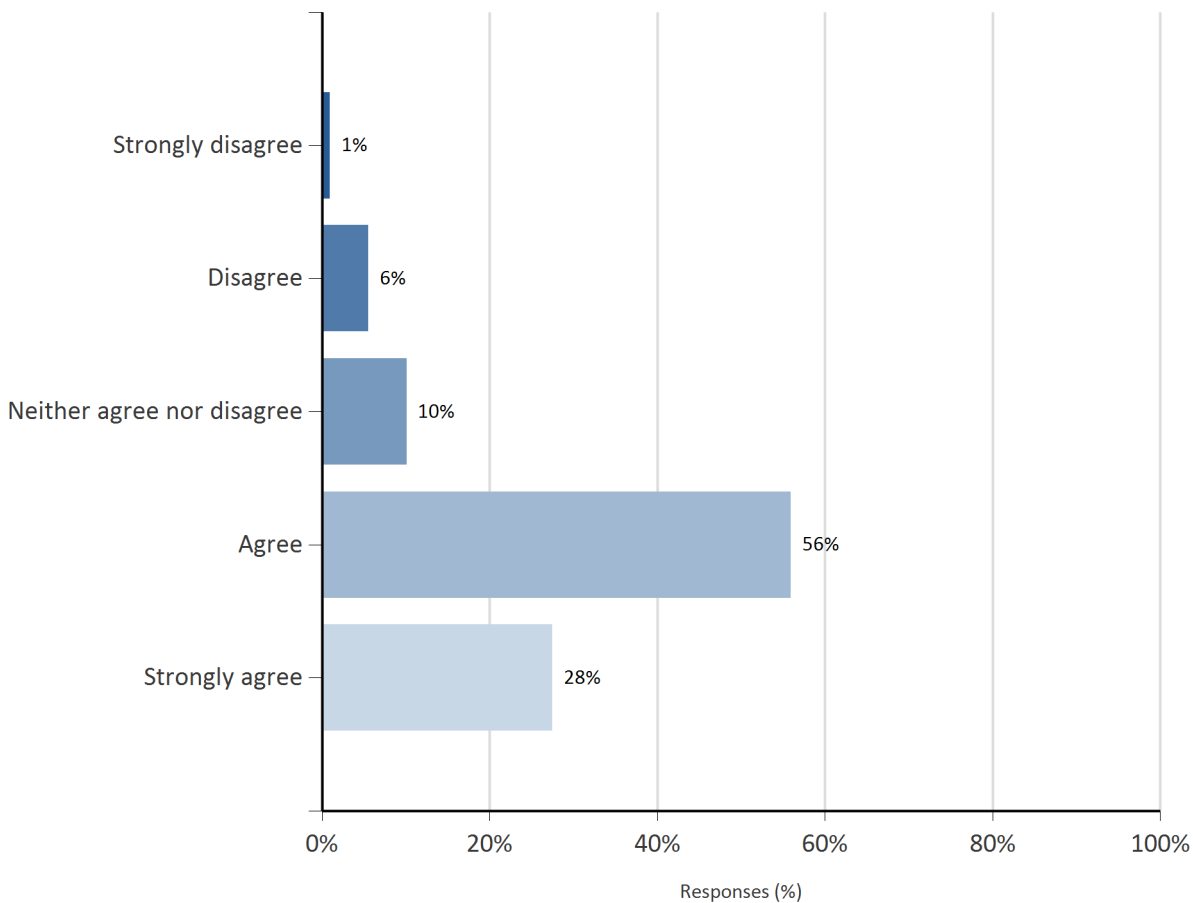
Rating	Score
Strongly agree	5
Agree	4
Neither agree nor disagree	3
Disagree	2
Strongly disagree	1



	Strongly disagree		Disagree		Neither agree nor disagree		Agree		Strongly agree	
	Num	%	Num	%	Num	%	Num	%	Num	%
Number	-	-	-	-	21	19%	57	51%	34	30%

7 . This school is well resourced.

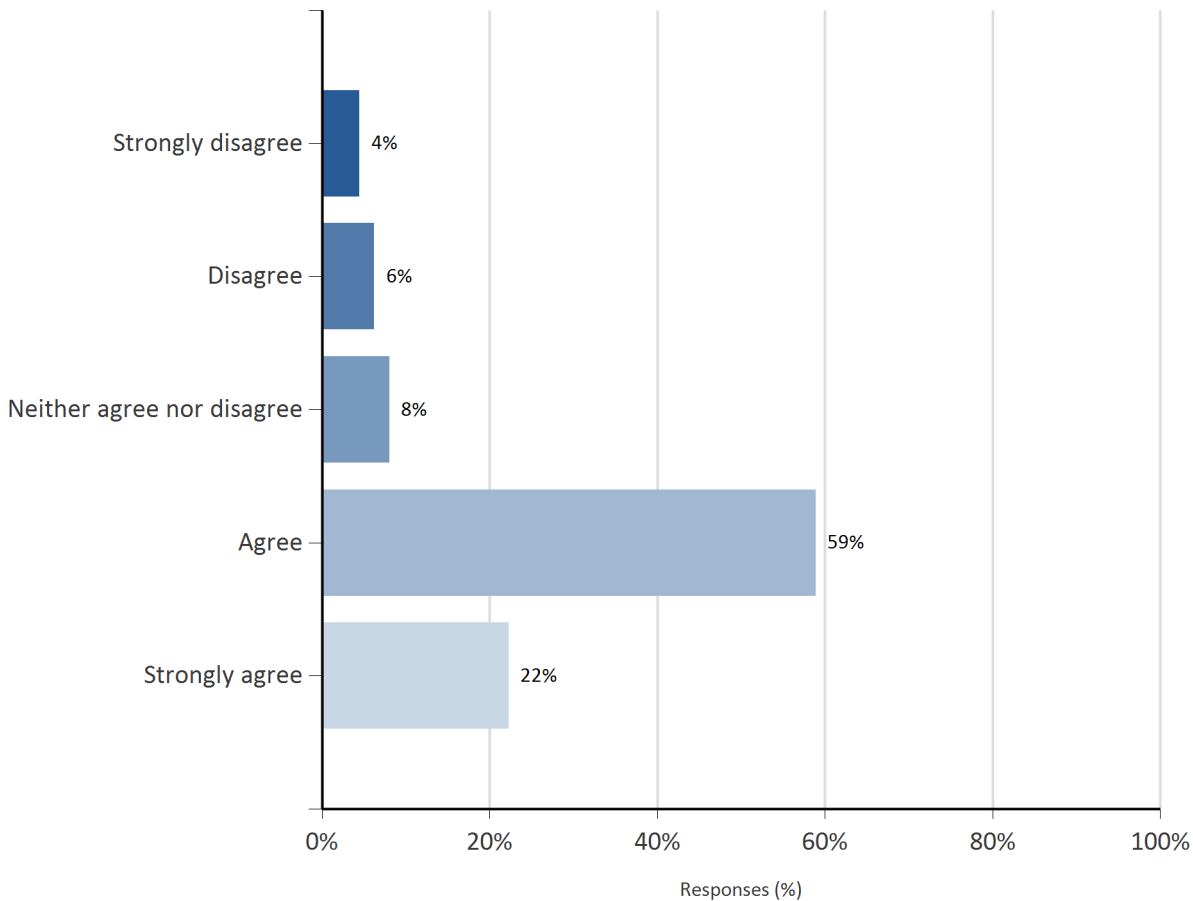
Rating	Score
Strongly agree	5
Agree	4
Neither agree nor disagree	3
Disagree	2
Strongly disagree	1



	Strongly disagree		Disagree		Neither agree nor disagree		Agree		Strongly agree	
	Num	%	Num	%	Num	%	Num	%	Num	%
Number	1	1%	6	6%	11	10%	61	56%	30	28%

8 . I am happy with the type and amount of communication I receive from the school.

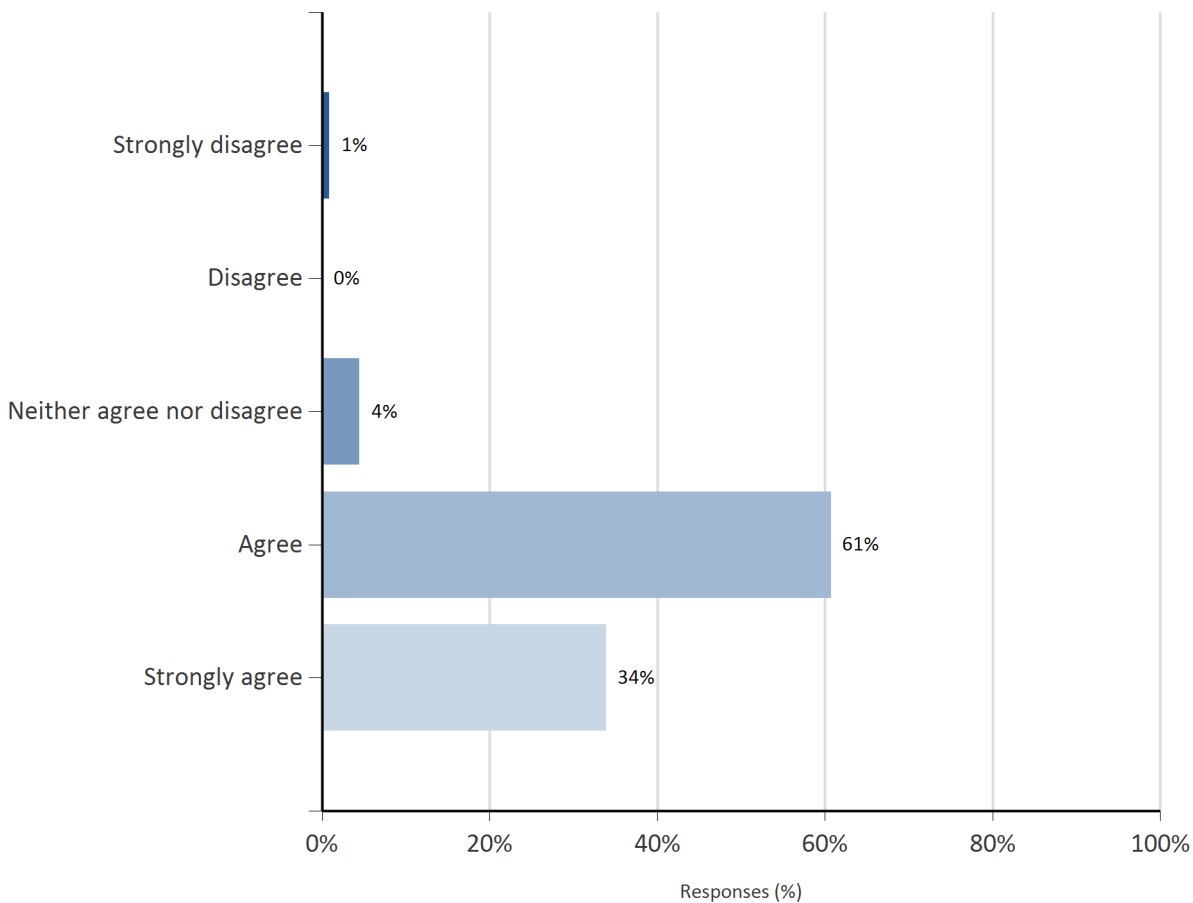
Rating	Score
Strongly agree	5
Agree	4
Neither agree nor disagree	3
Disagree	2
Strongly disagree	1



	Strongly disagree		Disagree		Neither agree nor disagree		Agree		Strongly agree	
	Num	%	Num	%	Num	%	Num	%	Num	%
Number	5	4%	7	6%	9	8%	66	59%	25	22%

9 . This school has a friendly and welcoming environment for students and their parents.

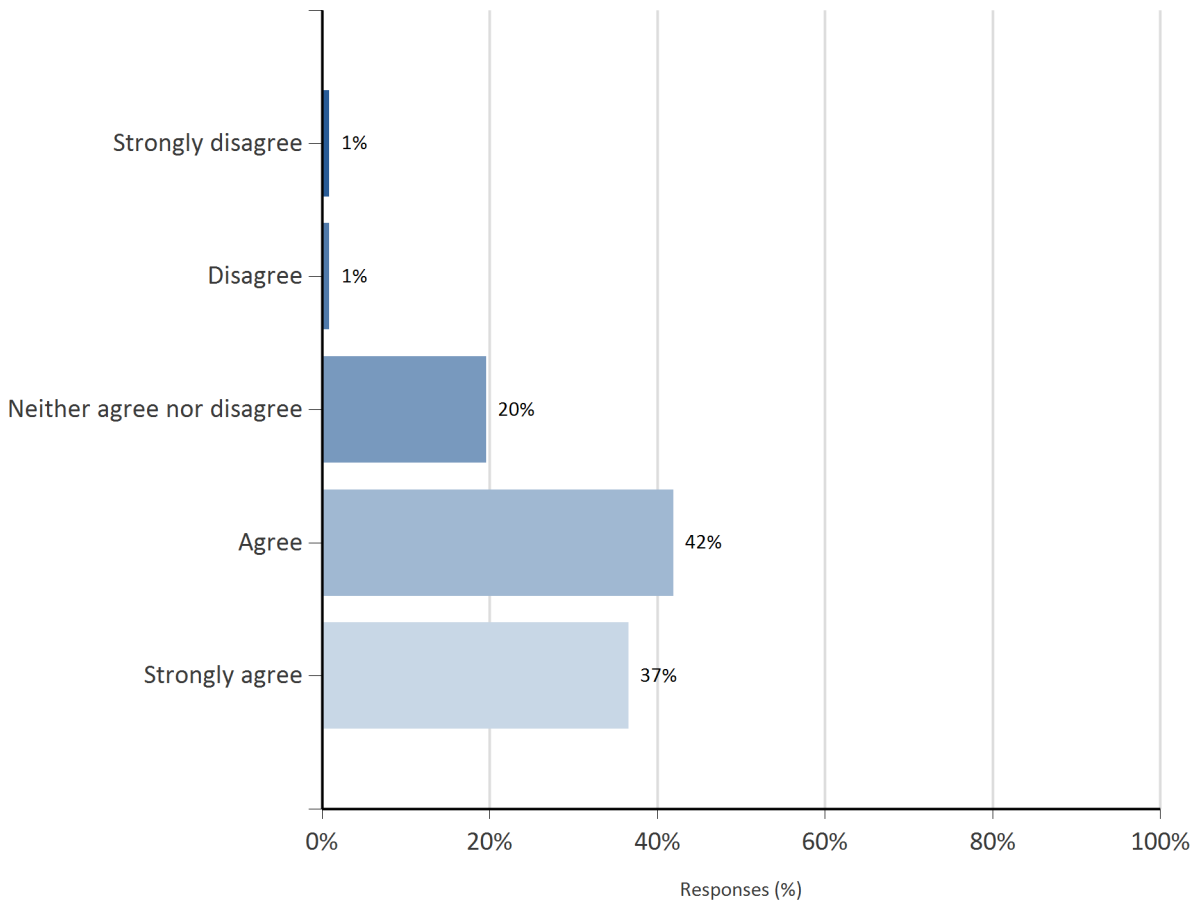
Rating	Score
Strongly agree	5
Agree	4
Neither agree nor disagree	3
Disagree	2
Strongly disagree	1



	Strongly disagree		Disagree		Neither agree nor disagree		Agree		Strongly agree	
	Num	%	Num	%	Num	%	Num	%	Num	%
Number	1	1%	-	-	5	4%	68	61%	38	34%

10 . I think the Kiss and Drop is a good idea.

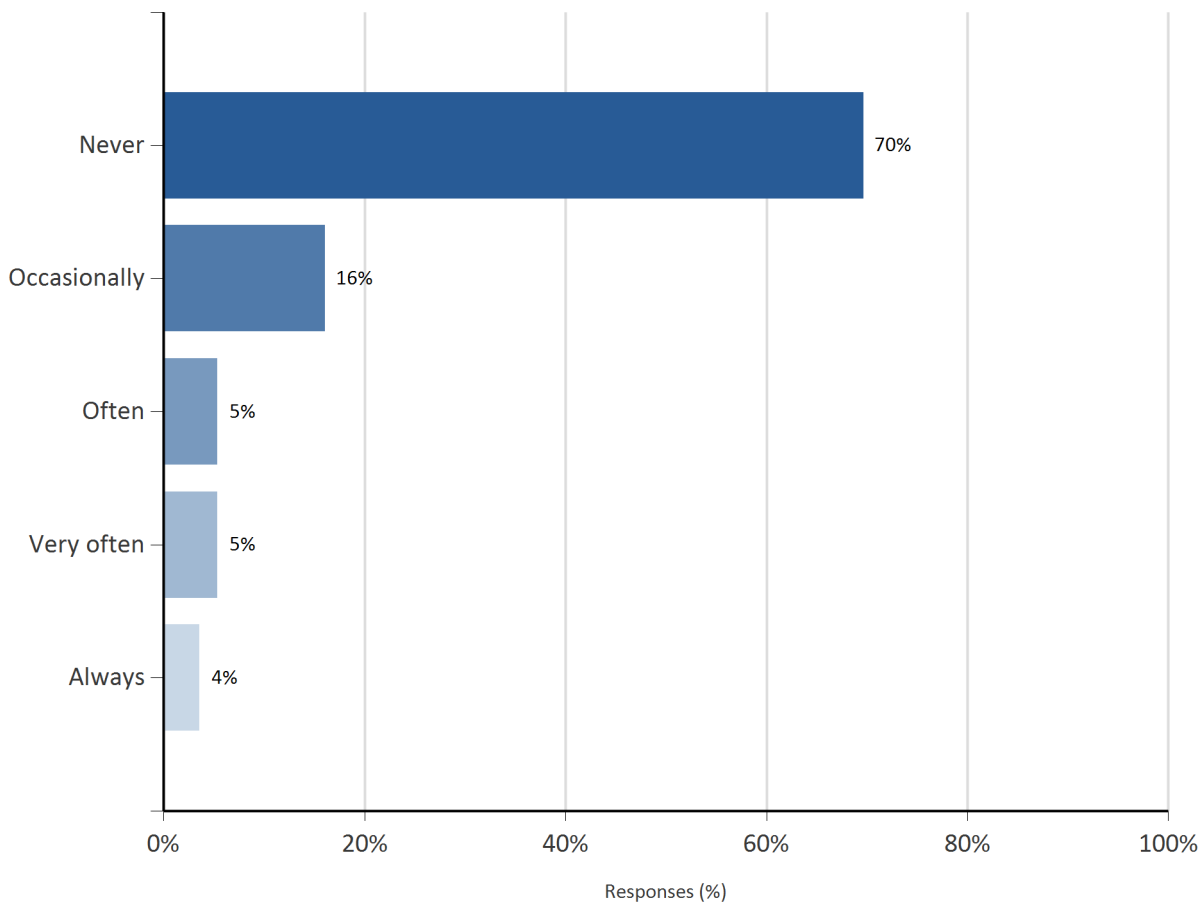
Rating	Score
Strongly agree	5
Agree	4
Neither agree nor disagree	3
Disagree	2
Strongly disagree	1



	Strongly disagree		Disagree		Neither agree nor disagree		Agree		Strongly agree	
	Num	%	Num	%	Num	%	Num	%	Num	%
Number	1	1%	1	1%	22	20%	47	42%	41	37%

11 . I have used the Kiss and Drop.

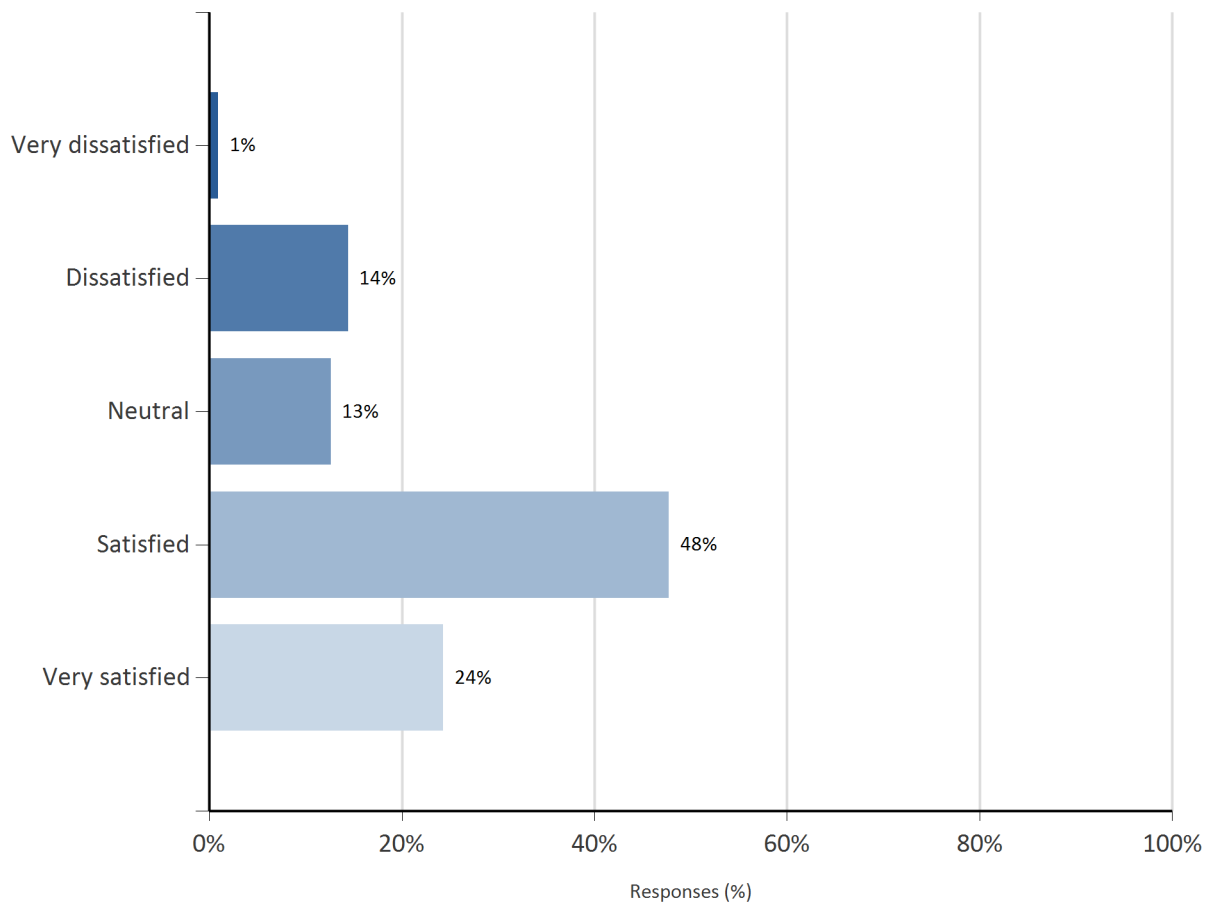
Rating	Score
Always	5
Very often	4
Often	3
Occasionally	2
Never	1



	Never		Occasionally		Often		Very often		Always	
	Num	%	Num	%	Num	%	Num	%	Num	%
Number	78	70%	18	16%	6	5%	6	5%	4	4%

12 . I am happy with the amount of open space provided for my child(ren).

Rating	Score
Very satisfied	5
Satisfied	4
Neutral	3
Dissatisfied	2
Very dissatisfied	1



	Very dissatisfied		Dissatisfied		Neutral		Satisfied		Very satisfied	
	Num	%	Num	%	Num	%	Num	%	Num	%
Number	1	1%	16	14%	14	13%	53	48%	27	24%